

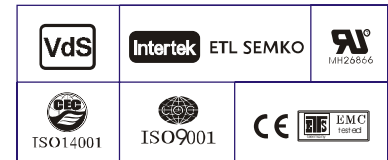
Specification

| | | |
|----------------------------------|--|-------------------------------|
| Nominal Voltage | 12V | |
| Nominal Capacity(10HR) | 65.0AH | |
| Dimension | Length | 348±2mm (13.70 inches) |
| | Width | 167±2mm (6.57 inches) |
| | Container Height | 178±2mm (7.01 inches) |
| | Total Height (with Terminal) | 178±2mm (7.01 inches) |
| Approx Weight | Approx 21.0 Kg (46.3lbs) | |
| Terminal | T6 | |
| Container Material | ABS | |
| Rated Capacity | 69.6 AH/3.48A | (20hr, 1.80V/cell, 25°C/77°F) |
| | 65.0 AH/6.50A | (10hr, 1.80V/cell, 25°C/77°F) |
| | 56.5 AH/11.3A | (5hr, 1.75V/cell, 25°C/77°F) |
| | 50.7 AH/16.9A | (3hr, 1.75V/cell, 25°C/77°F) |
| | 40.3 AH/40.3A | (1hr, 1.60V/cell, 25°C/77°F) |
| Max. Discharge Current | 780A (5s) | |
| Internal Resistance | Approx 7.3mΩ | |
| Operating Temp. Range | Discharge : -15~50°C (5~122°F) | |
| | Charge : 0~40°C (32~104°F) | |
| | Storage : -15~40°C (5~104°F) | |
| Nominal Operating Temp. Range | 25±3°C (77±5°F) | |
| Cycle Use | Initial Charging Current less than 19.5A. Voltage 14.4V~15.0V at 25°C(77°F)Temp. Coefficient -30mV/°C | |
| | Standby Use | |
| Capacity affected by Temperature | No limit on Initial Charging Current Voltage | |
| | 13.5V~13.8V at 25°C(77°F)Temp. Coefficient -20mV/°C | |
| | 40°C (104°F) | 103% |
| Self Discharge | 25°C (77°F) | 100% |
| | 0°C (32°F) | 86% |
| | ELR-LPL series batteries may be stored for up to 6 months at 25°C(77°F) and then a freshening charge is required. For higher temperatures the time interval will be shorter. | |



Application

*UPS and EPS
 Emergency light
 Railway signal and aircraft signal system
 Marine and power stations
 Alarm and security system
 Electronic apparatus and equipment
 Communication power supply,
 DC power supply*



Constant Current Discharge (Amperes) at 25 C (7700F)

| F.V/Time | 10min | 15min | 20min | 30min | 45min | 1h | 2h | 3h | 4h | 5h | 6h | 8h | 10h | 20h |
|------------|-------|-------|-------|-------|-------|------|------|------|------|------|------|------|------|------|
| 1.85V/cell | 76.1 | 64.0 | 56.7 | 47.1 | 36.3 | 31.1 | 20.1 | 15.1 | 12.4 | 10.4 | 9.13 | 7.33 | 6.30 | 3.36 |
| 1.80V/cell | 87.0 | 71.8 | 62.7 | 51.1 | 39.2 | 32.8 | 21.6 | 16.3 | 13.2 | 11.1 | 9.68 | 7.71 | 6.50 | 3.48 |
| 1.75V/cell | 98.8 | 80.9 | 69.3 | 55.5 | 42.7 | 35.8 | 22.5 | 16.9 | 13.6 | 11.3 | 10.0 | 7.97 | 6.67 | 3.57 |
| 1.70V/cell | 111.6 | 89.8 | 76.5 | 60.6 | 46.0 | 37.8 | 23.7 | 17.8 | 14.2 | 12.0 | 10.5 | 8.30 | 6.93 | 3.66 |
| 1.65V/cell | 119.9 | 96.2 | 81.4 | 64.0 | 48.7 | 39.1 | 24.6 | 18.5 | 14.8 | 12.3 | 10.8 | 8.59 | 7.13 | 3.77 |
| 1.60V/cell | 131.9 | 105.3 | 88.4 | 68.3 | 50.6 | 40.3 | 25.2 | 19.0 | 15.1 | 12.6 | 11.1 | 8.73 | 7.27 | 3.83 |

Constant Power Discharge (Watts/cell) at 25 C (7700F)

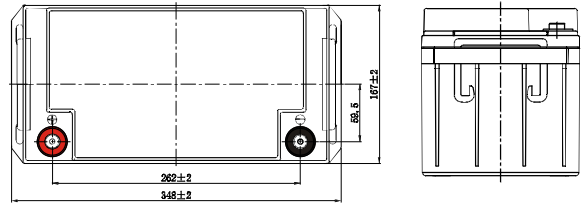
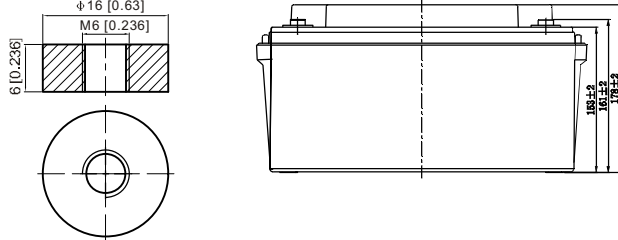
| F.V/Time | 10min | 15min | 20min | 30min | 45min | 1h | 2h | 3h | 4h | 5h | 6h | 8h | 10h | 20h |
|------------|-------|-------|-------|-------|-------|------|------|------|------|------|------|------|------|------|
| 1.85V/cell | 142.0 | 120.6 | 108.1 | 90.6 | 70.5 | 60.6 | 39.5 | 29.8 | 24.5 | 20.6 | 18.1 | 14.6 | 12.6 | 6.72 |
| 1.80V/cell | 160.6 | 133.7 | 117.8 | 97.0 | 75.5 | 63.6 | 42.1 | 31.8 | 25.9 | 21.8 | 19.1 | 15.3 | 13.0 | 6.95 |
| 1.75V/cell | 179.5 | 148.8 | 128.9 | 104.5 | 81.6 | 69.0 | 43.7 | 33.0 | 26.7 | 22.2 | 19.7 | 15.8 | 13.3 | 7.12 |
| 1.70V/cell | 198.2 | 162.8 | 141.3 | 113.5 | 87.5 | 72.8 | 45.9 | 34.6 | 27.8 | 23.5 | 20.6 | 16.5 | 13.8 | 7.29 |
| 1.65V/cell | 210.9 | 173.0 | 149.2 | 118.8 | 91.8 | 74.7 | 47.3 | 35.9 | 28.8 | 24.1 | 21.2 | 17.0 | 14.2 | 7.51 |
| 1.60V/cell | 226.8 | 186.4 | 160.3 | 125.8 | 94.9 | 76.6 | 48.3 | 36.6 | 29.4 | 24.6 | 21.6 | 17.2 | 14.4 | 7.62 |

Specifications subject to change without notice.

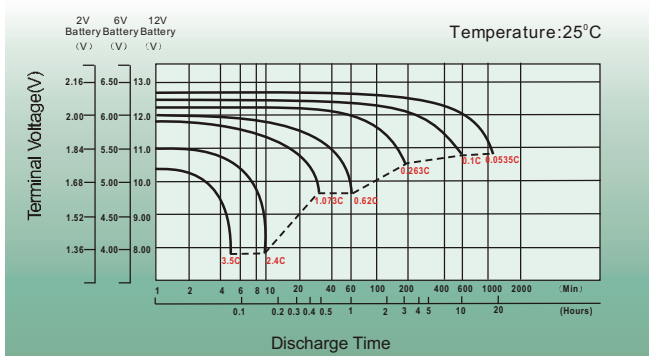
Dimensions

T6 Terminal

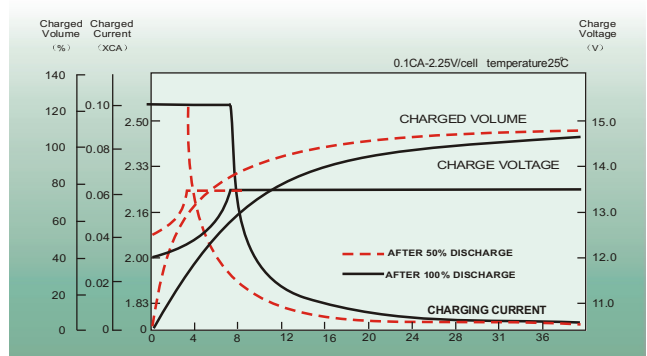
Unit: mm [inches]



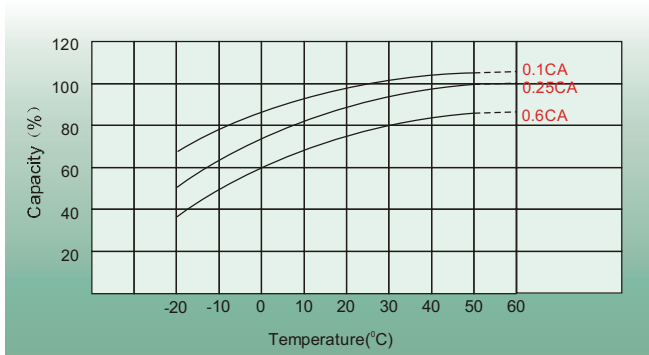
Discharge Characteristics



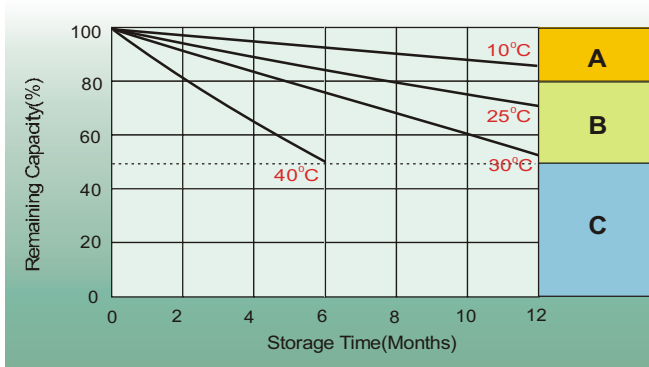
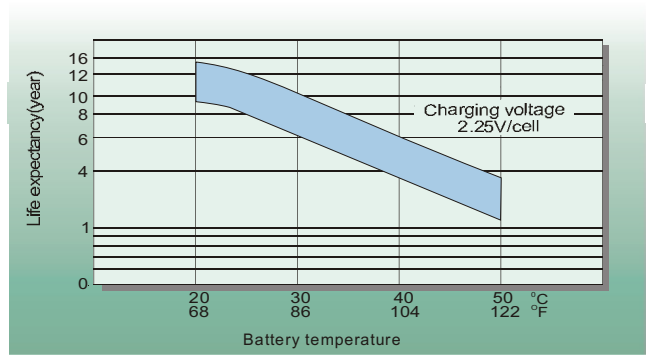
Float Charging Characteristics



Temperature Effects in Relation to Battery Capacity



Effect of Temperature on Long Term Float Life



Self Discharge Characteristics

- A** No supplementary charge required
(Carry out supplementary charge before use if 100% capacity is required.)
- B** Supplementary charge required before use. Optional charging way as below:
 1. Charged for above 3 days at limited current 0.25CA and constant voltage 2.25V/cell.
 2. Charged for above 20 hours at limited current 0.25CA and constant voltage 2.45V/cell.
 3. Charged for 8~10 hours at limited current 0.05CA.
- C** Supplementary charge may often fail to recover the capacity.
The battery should never be left standing till this is reached.

Elreg AS Nedre
Rommen 5 0988
Oslo Norway

web.: www.elreg.no
e-mail.: post@elreg.no
tel.: +47 22 10 50 60
fax.: +47 22 10 50 30